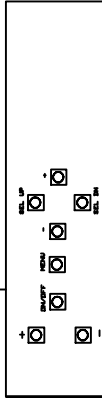
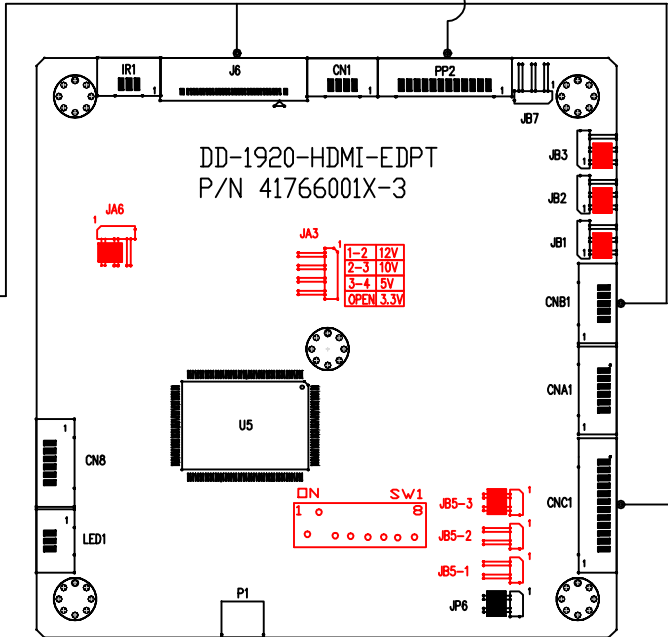


P/N 427501400-3
eDP CABLE, 460mm



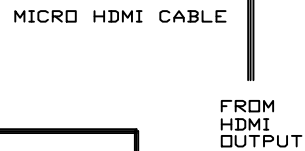
P/N 426019600-3
POWER IN
CABLE, 300mm



OSD SWITCH MOUNT:
P/N 410680550-3
ANALOGUE OSD SWITCH MOUNT
10K TYPE
AND
OSD SWITCH MOUNT CABLE
P/N 426122900-3, 300mm

REMARK:
SETTINGS ON OSD MENU
SET BACKLIGHT CONTROL TO PWM
SET BACKLIGHT FREQUENCY TO 260Hz

- Connect all cables with correct part numbers as shown.
- Ensure both jumpers and mini-dip switch settings are set as shown.
- If the OSD button board is not used, power can be set to ON by closing JP6.



CONNECTION DIAGRAM: (SUGGESTED FOR REFERENCE)
DD-1920-HDMI-EDPT FOR AUD G156HAB01.0, 1920x1080

VERSIONS:
X = 0 OR UP

| | | | |
|--|-------|--|----|
| Title | | DD-1920-HDMI-EDPT FOR AUD G156HAB01.0, 1920x1200 | |
| DIGITAL VIEW LTD. COPYRIGHT 2018, ALL RIGHTS RESERVED | | REV | 00 |
| Date: 10 OCTOBER, 2018 | Sheet | 1 of | 1 |