
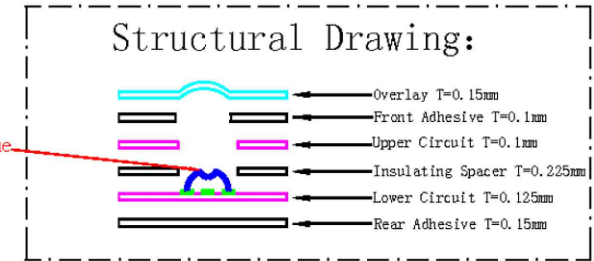
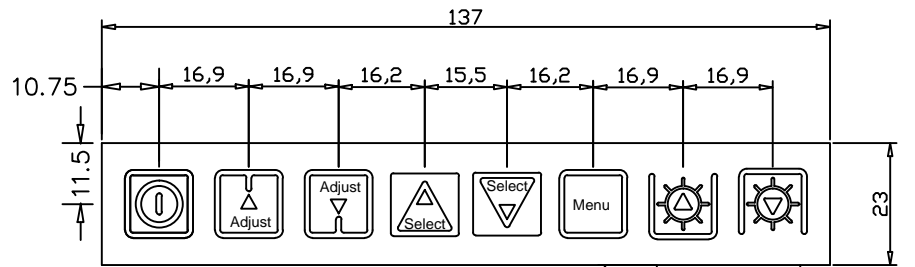


REVISION

REV.	DESCRIPTION	APPR.	DATE
1	FIRST ISSUE		13 SEPT 19

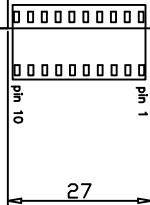


PIN OUT :

	PIN1	PIN2	PIN3	PIN4	PIN5	PIN6	PIN7	PIN8	PIN9	PIN10
	●						●			●
	●							●		●
Menu	●					●				●
Select (down)	●		●							●
Select (up)	●	●								●
Adjust (down)	●				●					●
Adjust (up)	●			●						●
Power	●								●	●

NOTE:
1. ALL DIMENSIONS ARE : mm

Operating Voltage : AC/DC 0-35V
 Electrical Current : <100mA
 Circuit Resistance : <500ohm
 Insulation Resistance : >100Mohm (250VDC)
 Product Lifespan : 1 million cycles
 Activation Force : Convex Switches :200-600g/f
 Foil Switches :100-400g/f



TITLE
8 KEYS MEMBRANE KEYPAD
P/N 356301122-3

MATERIAL			FINISH			DO NOT SCALE DRAWING		
DESIGN	DRAW	CHECK	APPROVE	SCALE	1:1	FILE	356301122-3	REV.
	BARRY LUI			SHEET SIZE		DWG. NO.	356301122-3	1
	13 SEPT 19			SHEET		PART NO.	356301122-3	

THE INFORMATION CONTAINED IN THIS DRAWING IS THE SOLE PROPERTY OF DIGITAL VIEW LIMITED ANY REPRODUCTION IN PART OR WHOLE WITHOUT THE WRITTEN PERMISSION OF DIGITAL VIEW LIMITED IS PROHIBITED. TOLERANCES ARE: ±0.2mm